


HARTWELL ART ALMANAC

TERM 1, 2014


The Hartwell Art Program has been enthusiastically launched in 2014 with a diverse program designed to educate and inspire all students. It includes the areas of textiles, ceramics, construction, painting and drawing. We welcome you to come and see the variety of student exhibits that are currently displayed for Term 1.

TONAL ACRYLIC PAINTING



Grade 6 stairway exhibits a “tonal acrylic painting” display, where students learnt skills of mixing one chosen colour to create seven tones. Understanding about complementary colours as well as the formation of the colour wheel were essential learnings to produce their painting. Many students reflected, “that they never knew before that you could darken a colour by adding its complementary colour”.

P I C A S S O




Picasso’s cubism style and tonal concepts were taught to Grade 5 throughout this term. Students sketched their own cubist style face and selected two colours to mix and create a myriad of tones to fill in their shapes. Completing their painting students emphasised the cubist style by highlighting shapes with oil pastel. This display can be viewed near the library.

ORANGUTANS



Grade 4's are studying an extended unit on orangutans. Their initial study was to carefully observe and create a realistic drawing of their favourite orang-utan picture. This drawing took four weeks to complete. Skills learnt by students were proportion, shading, correct usage of HB, 4B and 6B pencils and usage of chalk pastels. Final skill was to frame and sign their work. Students were very proud of their final results. You can find all work displayed near the front office and in the art room.



Under the Sea

The "Under the Sea" display, combines many elements using textiles and construction. During this unit of work Grade1 and Preps produced many "under the sea" creatures; including fish, sea stars, jellyfish, turtles and octopi. Skills taught in textiles were identification of wools and materials, pinning, sewing, stuffing and weaving. Skills also taught in construction were use of recycled materials and methods of joining.

Altogether students have created many delightful spaces around the school. You can see the large mural near the Prep room and also another mural in the conference room in the junior building; as well as 3D starfish display near the staffroom and the bottle fish and jellyfish in the art room.

A 3D ceramic exhibit can be seen at the office, which displays the Grade 2 colourful, tropical fish. Students have spent the term exploring the properties of clay and have learnt the skills of creating pinch pots, slab techniques and joining methods.

Come into school and enjoy our gallery!

